



# A GUIDE TO SEVI

## Scenario customer WITHOUT smartphone

### Step 1 Invite Customer

### Step 2 KYC Customer

### Step 3 Order product

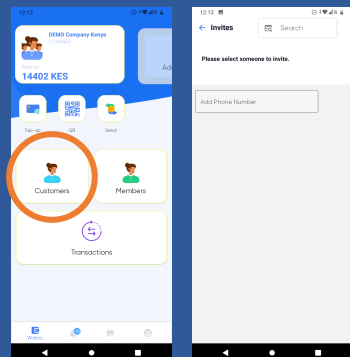
### Step 4 Select payment plan

### Step 5 Pay deposit

### Step 6 Deliver order

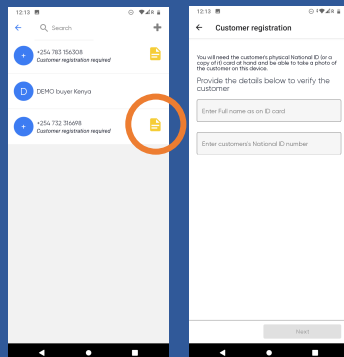
### Step 7 Pay instalments

## SALES AGENT



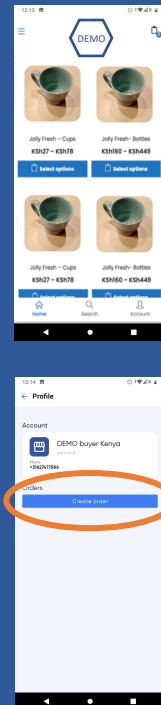
Invite a new customer to Sevi

Click '+' in the customer section  
Send an invite to the customers phone number



Click the invited customer

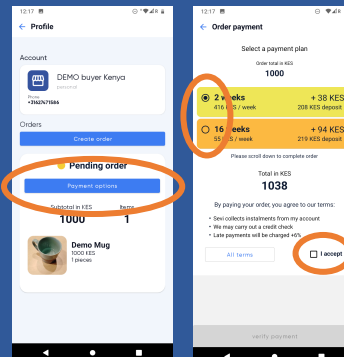
Upload the KYC documentation of this new customer



Order a product in the webshop

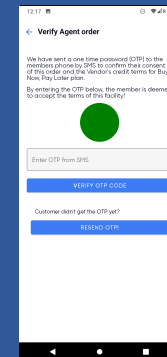
OR

Create an order in the Sevi app



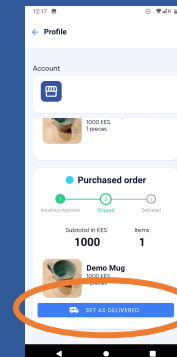
Click 'PAYMENT OPTIONS'

Select the payment plan and accept the terms on behalf of your customer



Fill out the OTP

Your customer received OTP on SMS



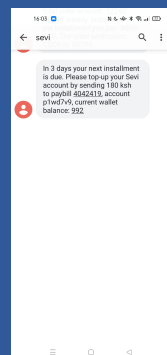
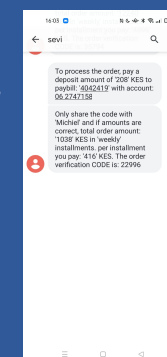
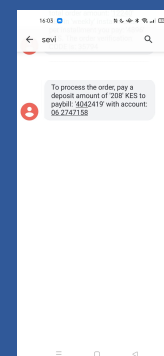
Deliver the order to the customer

Click 'SET AS DELIVERED'



Check the dashboard and follow-up with your customers to pay on time

## CUSTOMER



Your customer receives reminders through SMS including payment details

sevi

# A GUIDE TO SEVI

## Scenario customer WITH smartphone

Step 1  
Invite Customer

Step 2  
KYC Customer

Step 3  
Order product

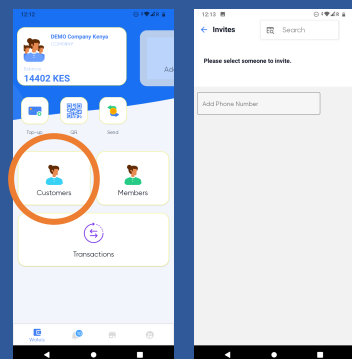
Step 4  
Select payment plan

Step 5  
Pay deposit

Step 6  
Deliver order

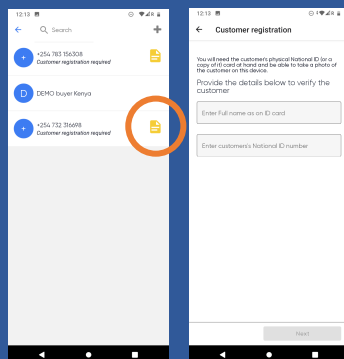
Step 7  
Pay instalments

SALES AGENT



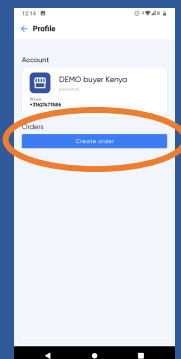
Invite a new customer to Sevi

By clicking '+' in the customer section  
Send an invite to the customers phone  
number

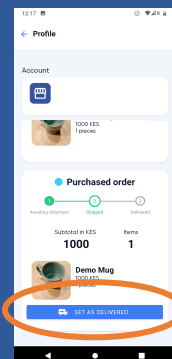


Click the invited customer

Upload the KYC documentation of this  
new customer



Create an order in the Sevi app



Deliver the order to the customer

Click 'SET AS DELIVERED'

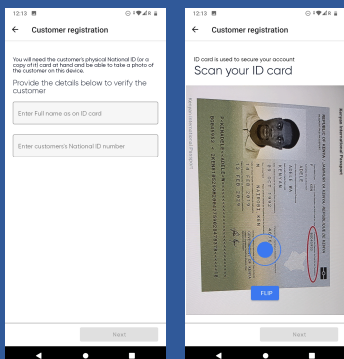


Check the dashboard and follow-up  
with your customers to pay on time

OR

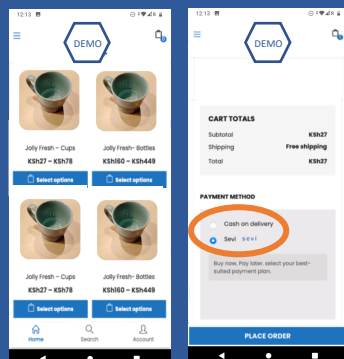
OR

CUSTOMER

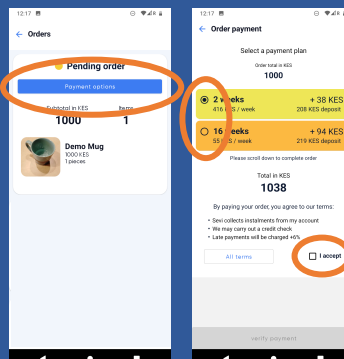


Customer downloads Sevi app  
[www.sevi.io/app](http://www.sevi.io/app)

Customer creates Sevi account and  
uploads KYC documentation



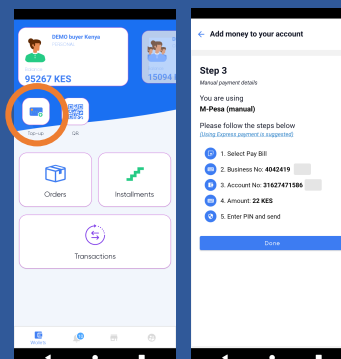
Customer makes an order on your  
webshop and selects Sevi as payment  
option at check-out



Customer goes to 'ORDERS'

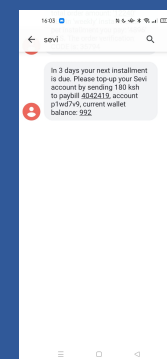
Clicks 'PAYMENT OPTIONS'

Selects the payment plan and accept  
the terms



Customer goes to 'TOP-UP'

Follows the instructions to top-up  
Sevi account



Your customer receives reminders in  
the Sevi app and through SMS including  
payment details